




MONTEVERDE

 DELCONCA



MN 10

MN 5

MN 1

MN 9



MN 5 - MG 5 Grip



MN 10 - Mosaico / MN 10



MN 1 - MG 1 Grip - Gradone Lineare / MN 1



MN 9 - Mosaico / MN 9





27MN10
MN 10
20x80 cm 8x32 in
□073



16MN10
MN 10
16,5x100 cm 6 1/2x40 in
□077



27MN05
MN 5
20x80 cm 8x32 in
□073



16MN05
MN 5
16,5x100 cm 6 1/2x40 in
□077

16MG05
MG 5 Grip
16,5x100 cm 6 1/2x40 in
□084



32MN10MO
Mosaico / MN 10
30x30 cm 12x12 in
□180



32MN05MO
Mosaico / MN 5
30x30 cm 12x12 in
□180




27MN01
MN 1
20x80 cm 8x32 in
□073



16MN01
MN 1
16,5x100 cm 6 1/2x40 in
□077

16MG01
MG 1 Grip
16,5x100 cm 6 1/2x40 in
□084



32MN01MO
Mosaico / MN 1
30x30 cm 12x12 in
□180




27MN09
MN 9
20x80 cm 8x32 in
□073



16MN09
MN 9
16,5x100 cm 6 1/2x40 in
□077

16MG09
MG 9 Grip
16,5x100 cm 6 1/2x40 in
□084



32MN09MO
Mosaico / MN 9
30x30 cm 12x12 in
□180

Pezzi Speciali Special Pieces • Formteile • Pièces spéciales

Disponibili nei colori: • Available on colours: • Formteile in den Farben: • Disponibles dans les couleurs: **MN 1 - MN 5 - MN 9 - MN 10**



Battiscopa
6,5x80 cm 2 1/2x32 in
Bullnose / Sockelleiste / Plinthes
□030



Battiscopa
8x100 cm 3 1/8x40 in
Bullnose / Sockelleiste / Plinthes
□030



Gradone Lineare
20x80 cm 8x32 in
Step / Stufe / Nez de marche
□144



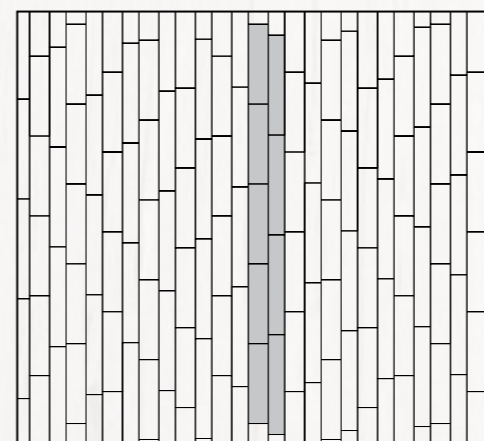
Gradone Lineare
16,5x100 cm 6 1/2x40 in
Step / Stufe / Nez de marche
□151

MN 10: 13MN10B00
MN 5: 13MN05B00
MN 1: 13MN01B00
MN 9: 13MN09B00

MN 10: 13MN10B00
MN 5: 13MN05B00
MN 1: 13MN01B00
MN 9: 13MN09B00

MN 10: 27MN10G
MN 5: 27MN05G
MN 1: 27MN01G
MN 9: 27MN09G

MN 10: 16MN10G
MN 5: 16MN05G
MN 1: 16MN01G
MN 9: 16MN09G



Formats	%	pcs/m ²
20x80	54,79%	3,42
16,5x100	45,21%	2,74



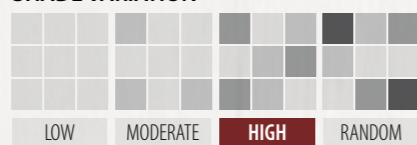
Package	20x80	16,5x100*
Pieces	7	6
Mq.	1,12	0,99
Kg.	25,00	22,00



Boxes	42	54
Mq.	47,04	53,46
Kg.	1070,00	1210,00

* Pallet 123x103 cm

SHADE VARIATION



Price codes: □ Mq. □ Ml. □ Pieces



LA PORCELLANA SMALTATA	SPESSORE	RESISTENZA AL GELO	ASSORBIMENTO D'ACQUA	CAMPO D'IMPIEGO CONSIGLIATO	RESISTENZA CHIMICA	RESISTENZA ALLO SCIVOLAMENTO
THE GLAZED PORCELAIN	THICKNESS	FROST RESISTANCE	WATER ABSORPTION	RECOMMENDED USE	CHEMICAL RESISTANCE	SLIPPING RESISTANCE
GLASIERTES FEINSTEINZEUG	STAERKE	FROSTBESTÄNDIGKEIT	WASSERAUFNAHME	ANWENDUNGSBEREICH	BESTÄNDIGKEIT GEGEN CHEMIKALIEN	RUTSCHFESTIGKEIT
LA PORCELAINÉ EMAILÉE	ÉPAISSEUR	RESISTANCE AU GEL	ABSORPTION D'EAU	PIECE D'EMPLOI CONSEILLÉE	RESISTANCE CHIMIQUE	FACTEUR DE RESISTANCE ANTIGLISSMENT



10,3 mm	RESISTANT	~0,1%
	ISO 10545.12	ISO 10545.3











MN

ASCIUTTO	BAGNATO	ASCIUTTO	BAGNATO
DRY	WET	DRY	WET
TROCKEN	NASS	TROCKEN	NASS
SEC	MOUILLE	SEC	MOUILLE

MG Grip

R9	-	R12	-
>0,40	≥0,42	>0,74	≥0,42
	>0,40		>0,74

MONTEVERDE ²

20mm

due ²



SDMN05
HMN 205
40x120 cm 16x48 in
150

SDMN05R
HMN 205 Rett.
40x120 cm 16x48 in
169



SDMN01
HMN 201
40x120 cm 16x48 in
150

SDMN01R
HMN 201 Rett.
40x120 cm 16x48 in
169



SDMN09
HMN 209
40x120 cm 16x48 in
150

SDMN09R
HMN 209 Rett.
40x120 cm 16x48 in
169

Pezzi Speciali Formteile
Special Pieces Pièces spéciales



SDMN05G
Gradone Lineare / HMN 205
207
SDMN05RG
Gradone Lineare Rett. / HMN 205
221
Step / Stufe / Nez de marche
40x120 cm 16x48 in



SDMN01G
Gradone Lineare / HMN 201
207
SDMN01RG
Gradone Lineare Rett. / HMN 201
221
Step / Stufe / Nez de marche
40x120 cm 16x48 in



SDMN09G
Gradone Lineare / HMN 209
207
SDMN09RG
Gradone Lineare Rett. / HMN 209
221
Step / Stufe / Nez de marche
40x120 cm 16x48 in



due ²

Gres porcellanato a tutta massa spessore 20 mm

Through body porcelain 20 mm thickness
Durchgefärbtes Feinsteinzeug in 20 mm Stärke
Grès cérame pleine masse épaisseur 20 mm

Box	Package	40x120
	Pieces	1
	Mq.	0,48
Europallet	Kg.	21,54
	Boxes	54
	Mq.	25,92
Kg.	1183,00	

SHADE VARIATION			
LOW	MODERATE	HIGH	RANDOM

Price codes: ■ Mq. ■ Ml. ■ Pieces

due ²

GRES PORCELLANATO A TUTTA MASSA
THROUGH-BODY PORCELAIN TILE
DURCHGEFÄRBTES FEINSTEINZEUG
LE GRÈS CÉRAMÉ PLEINE MASSE



SPESSORE
THICKNESS
STAERKE
ÉPAISSEUR
20 mm



RESISTENZA AL GELO
FROST RESISTANCE
FROSTBESTÄNDIGKEIT
RESISTANCE AU GEL
RESISTANT
ISO 10545.12



ASSORBIMENTO D'ACQUA
WATER ABSORPTION
WASSERAUFNAHME
ABSORPTION D'EAU
~0,1%
ISO 10545.3



CAMPO D'IMPIEGO CONSIGLIATO
RECOMMENDED USE
ANWENDBUNGSBEREICH
PIÈCE D'EMPLOI CONSEILLÉE



RESISTENZA CHIMICA
CHEMICAL RESISTANCE
BESTÄNDIGKEIT GEGEN CHEMIKALIEN
RESISTANCE CHIMIQUE
GA
UNI EN ISO 10545.13
5
UNI EN ISO 10545.14



RESISTENZA ALLA FLESSIONE
BENDING STRENGTH
BIEGEFESTIGKEIT
RÉSISTANCE AU POINÇONNEMENT STATIQUE
~50 N/mm²
EN 14411 B1a



CARICO DI ROTTURA MEDIO IN POSA SOPRAELEVATA
AVERAGE BREAKING LOAD FOR RAISED FLOOR LAYING
DURCHSCHNITTLICHER BRUCHLAST BEI VERLEGUNG AUF STELZLAGER
CHARGE DE RUPTURE MOYEN EN POSE SURELEVÉE
Classe 1
(~6,00 kN carico concentrato)
EN 12825



RESISTENZA ALLO SCIVOLAMENTO
SLIPPING RESISTANCE
RUTSCHFESTIGKEIT
FACTEUR DE RESISTANCE ANTIGLISSMENT
DIN 51130
DIN 51097
ANSI 137.1 (DCOF)
BCRA

ASCIUTTO BAGNATO
DRY WET
TROCKEN NASS
SEC MOUILLE
R 11
-
>0,40
C
≥0,42
>0,40



due 2

Gres porcellanato a tutta massa spessore 20 mm
Through-body porcelain 20 mm thickness
Durchgefärbtes Feinsteinzeug in 20 mm Stärke
Grès cérame pleine masse épaisseur 20 mm



Ceramica del Conca S.p.a.
Via Croce, 8 - 47832 San Clemente (RN) - Italy
Tel. (+378) 0549 996037 - Fax (+378) 0549 996038

www.delconca.com - info@delconca.com



GUARDA IL PAVIMENTO
IN CASA TUA



Prova subito!
Try now - Probieren sie es doch mal - Essayez de suite

